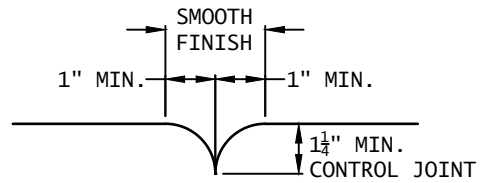
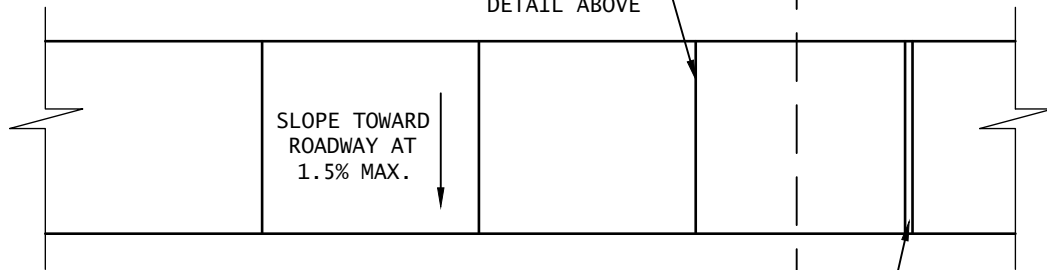
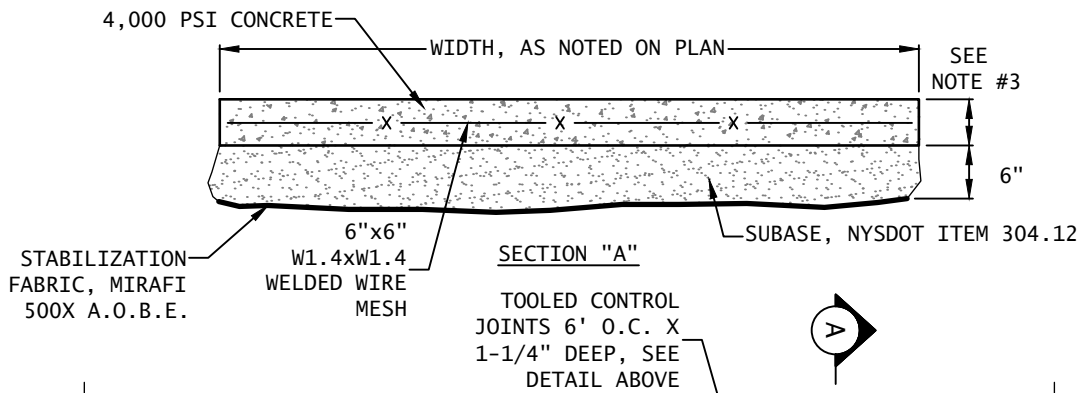


EXPANSION JOINT DETAIL



TOOLED CONTROL JOINT DETAIL

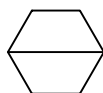


NOTES:

1. FINISH CONCRETE EDGES WITH 1/4" RADIUS EDGING TOOL.
2. MAGNESIUM FLOAT FINISH CONCRETE PERPENDICULAR TO DIRECTION OF TRAVEL TO PRODUCE UNIFORM SURFACE.
3. DEPTH SHALL BE MINIMUM 4". A MINIMUM OF 6" IS REQUIRED IN AREAS SUBJECT TO VEHICULAR TRAFFIC.

PLAN

EXPANSION (ISOLATION) JOINTS SPACED NOT MORE THAN 20' APART AND BETWEEN SIDEWALK AND FOUNDATIONS. PROVIDE 3/8" x 5' BITUMINOUS JOINT FILLER, SEE DETAIL ABOVE



Concrete Sidewalk

N.T.S.